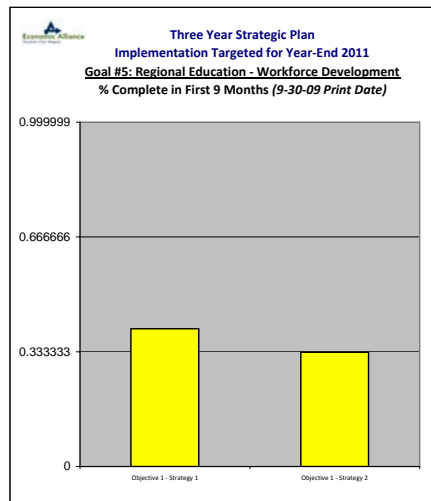
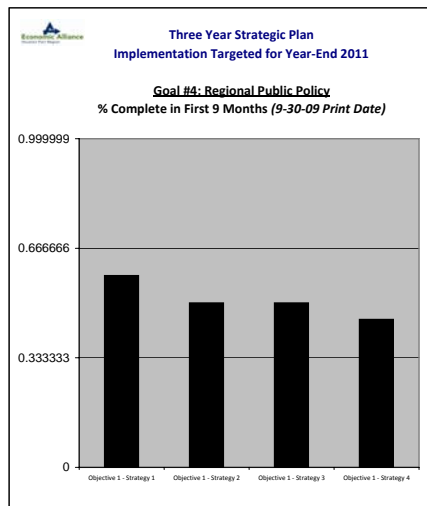
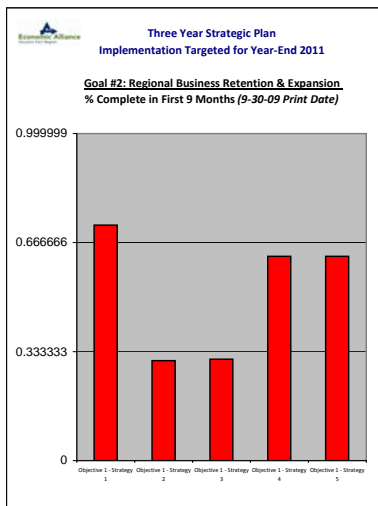
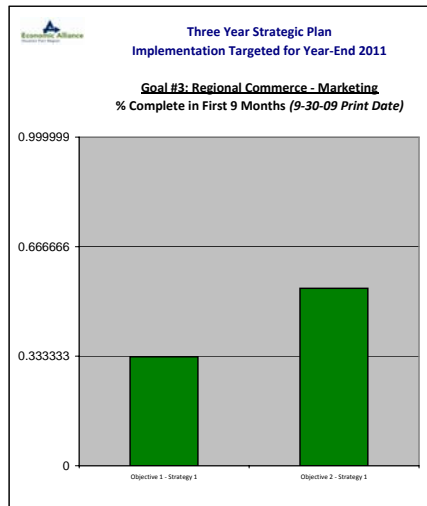
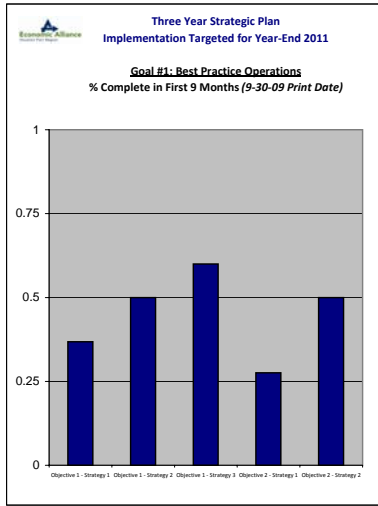


# Economic Alliance Houston Port Region Strategic Plan Performance

Implementation Targeted for Thirty-Six Month Completion at Year-End 2011

% Completion for First Nine Months as of 09-30-09 Shown Below



## Strategic Plan Performance

Full Implementation Targeted for Thirty-Six Month Completion (Year-End 2011)

% Completion for First Nine Months as of 09-30-09 Shown Below

|                          |    |
|--------------------------|----|
| <b>Goal 1:</b>           |    |
| Objective 1 - Strategy 1 | 0% |
| Objective 1 - Strategy 2 | 0% |
| Objective 1 - Strategy 3 | 0% |
| Objective 2 - Strategy 1 | 0% |
| Objective 2 - Strategy 2 | 0% |
| <b>Goal 2:</b>           |    |
| Objective 1 - Strategy 1 | 0% |
| Objective 1 - Strategy 2 | 0% |
| Objective 1 - Strategy 3 | 0% |
| Objective 1 - Strategy 4 | 0% |
| Objective 1 - Strategy 5 | 0% |
| <b>Goal 3:</b>           |    |
| Objective 1 - Strategy 1 | 0% |
| Objective 2 - Strategy 1 | 0% |
| <b>Goal 4:</b>           |    |
| Objective 1 - Strategy 1 | 0% |
| Objective 1 - Strategy 2 | 0% |
| Objective 1 - Strategy 3 | 0% |
| Objective 1 - Strategy 4 | 0% |
| <b>Goal 5:</b>           |    |
| Objective 1 - Strategy 1 | 0% |
| Objective 1 - Strategy 2 | 0% |